

# SURFACE SOLUTIONS

LAMINATE AND  
COMPACT

DECORATIVE PANEL

WALL PANELLING

FLOORING

WORKTOPS

SINKS AND TAPS

SOLID SURFACE

CHOOSE  
FROM A  
VAST RANGE  
OF EVERY  
SURFACE YOU  
CAN IMAGINE

LAMINATE & COMPACT



DECORATIVE PANEL



WALL PANELLING



FLOORING



WORKTOPS



SINKS & TAPS



SOLID SURFACE



OVER  
12,000  
PRODUCTS  
IN STOCK

# CONTENTS

IDS are the UK's largest specialist distributor of decorative surface materials, with an unrivalled product portfolio spanning laminate, compact, panel products, flooring, worksurfaces, sinks & taps, wall panelling and solid surface.

## 06 ABOUT US

## 08 LAMINATE & COMPACT

Formica®	Abet
Polyrey®	Woodlam
Resopal®	Formica®
Fenix NTM® & NTA®	Polyrey®
Arpa	Arpa

## 19 DECORATIVE PANEL

Swiss Krono	Panoprey®
Pfleiderer	Kronospan
Finsa SuperPan	Forescolor

## 30 WALL PANELLING

Showerwall	Basix PVC
Showerwall Project	Unilin ClicWall®
Splashpanel	Altro Whiterock™
Proplas PVC	Altro Fortis™
Nuance	Altro Basis™

## 40 FLOORING

Tuscan	Basix
Malmo™	Quick-Step
Malmo™ Senses	Krono Original
Faus	Livyn & Pulse LVT
Aqua-Step®	Livit
Swiss Krono	

## 52 WORKTOPS

Omega	M-stone
Options	Minerva
Duropol	Maia
Axiom by Formica®	Tuscan Solid wood
Formica® Prima	Tuscan Engineered wood
Formica® Aria	Basix solid wood
Evolve	Oasis
Duropol Compact	Fenix
Maxtop	Vista

## 70 SINKS & TAPS

Tuscan Bollente Taps
Tuscan Sinks and Taps
Basix Sink & Tap Packs

## 74 SOLID SURFACE

Durasein
Elements3

## 00 OUR BRANCHES

LAMINATE  
& COMPACT

DECORATIVE  
PANEL

WALL PANELLING

FLOORING

WORKTOPS

SINKS & TAPS

SOLID SURFACE

RELATIONSHIPS ARE AT THE HEART OF  
OUR COMPANY'S ETHOS AND WE ARE  
PROUD TO BE WORKING WITH ALL  
OF THESE TRUSTED BRANDS

LAMINATE

COMPACT

DECORATIVE  
PANEL

WALL  
PANELLING



FLOORING

WORKTOPS

SINKS  
AND TAPS

SOLID SURFACE

tuscan  
flooring collection

**MALMO™**  
LUXURY VINYL FLOORING

**MALMO™**  
LUXURY VINYL FLOORING  
*Senses*

**FAUS**

aqua·step®

**SWISS KRONO**

**Basix**

**LiViT**

**QUICK-STEP®**

**Krono  
Original**  
High Quality  
Made by Kronospan

**LIVYN**

**BB omega**

**BB options**

**DUROPAL**

**AxiOM**  
by FORMICA®

**FORMICA® prima**

**aria™**

**BB evolve**

**MAXTOP**

**BB m-stone**

**minerva®**

**maia®**

tuscan  
worksurfaces

**Basix**  
SOLID WOOD WORKTOPS

**oasis**  
WORKTOPS

**BB vista**

**FENIX NTM®**  
WORKSURFACES

tuscan  
sink and tap collection

**Basix**  
SINKS & TAPS

**durasein®**  
PURE ACRYLIC SOLID SURFACE

SOLID SURFACE  
**Elements<sup>3</sup>**



# BEAUTY ON THE SURFACE. AND BENEATH LIES AN AIM TO EXCEL IN

## SUSTAINABLE SOLUTIONS

When buying from IDS you can be confident that you are trading in goods that are from legal, ethical and sustainable sources.

100% of our wood based products are EUTR compliant and 80% are either FSC® or PEFC™. We have held Chain of Custody since 2003 and offer certified FSC® or PEFC™ options across each of our main product areas, including flooring, worktops, panel products, wall panelling, laminates and compact.

In addition, highly efficient route planning of all our vehicles keeps our carbon emissions as low as possible. We also recycle and bale cardboard, plastic and timber across all of our branches.

Look for FSC® certified products



## INNOVATION WITHIN

At IDS innovation is in our DNA. We offer exclusive access to some of the most innovative products on the market.

**It's got to be IDS.**

## OVER 20 YEARS OF GREAT SUCCESS

We're celebrating over 20 years of innovation, beautiful finishes and amazing service – supplying over 12,000 products, a nationwide network, next day delivery and immediate access to complete surfacing solutions.





# EVERY AREA OF OUR BUSINESS

## PARTNERSHIPS AT OUR HEART

Our company ethos is to 'grow by helping our customers and suppliers grow'. We believe in building long lasting partnerships, whether you are a customer or a supplier.

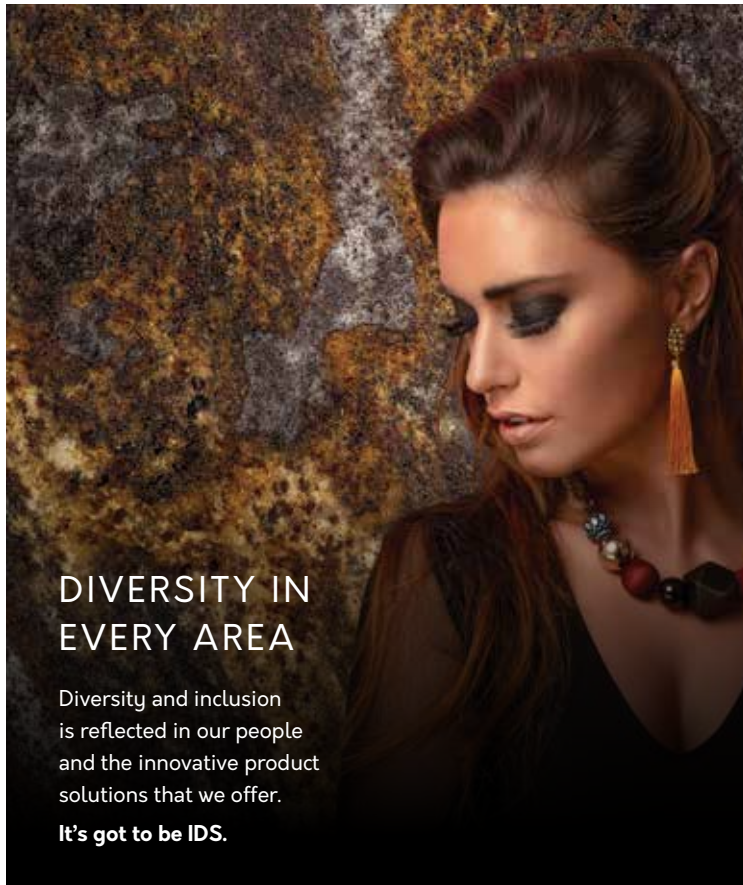
**It's got to be IDS.**



## DIVERSITY IN EVERY AREA

Diversity and inclusion is reflected in our people and the innovative product solutions that we offer.

**It's got to be IDS.**



## SERVICE AT OUR CORE



24 - 48 HR  
DELIVERY



24/7  
ONLINE  
ORDERING

Our philosophy is clear:

With our commitment to a stock holding of 12,000 product lines we provide customers with the widest design choice, product quality and competitive pricing from the finest industry brands.

We offer a true multi-channel service. Whether you prefer to call one of our sales offices, send an email or shop 24/7 online, we make ordering easy.

- Call: 0845 7 298 298
- Email: [solutionseidsurfaces.co.uk](mailto:solutionseidsurfaces.co.uk)
- Visit: [idsurfaces.co.uk](http://idsurfaces.co.uk)



NATIONWIDE  
NETWORK







We bring together the industry's biggest names in laminate including Formica®, Fenix, Woodlam, Polyrey®, Arpa, Resopal® and Abet to create a comprehensive choice, and with a variety of sheet sizes, digital print options plus 24-48 hour delivery on ex-stock items, we're number one for laminate! In addition to this, we offer a range of backing and white liner laminates to suit all budgets, with a matt or texture finish, along with an FSC® option.

Our Compact portfolio comprises a huge variety of colours, textures, thicknesses and sheet sizes from the industry's leading brands. A self supporting, prefinished product which is CE compliant, high impact resistant and waterproof, Compact is the ideal product for wall linings, lab worktops, washrooms, lockers and cubicle systems. However Compact is not just a washroom product; Formica® offer Vivix for external use, Polyrey® Reysitop is furniture grade hardwearing, and Abet supply a labgrade product.





## FORMICA®

The Formica® Collection offers a vast selection of textures and designs, heavily weighted with a strong plain colour offer but also featuring woodgrains, patterns, metallics (including magnetic dry wipe and chalkboard options) Ligna wood veneer, Colorcore, and to compete at the lower end of the market, Fundamentals.

### FEATURES & BENEFITS

- 120 plain colours available in standard Matte 58 texture.
- 30 of the most popular plain colours are available in the Premium collection, which offers a further 7 unique surface textures.
- Infiniti range offers anti fingerprint, soft touch ultra matte finish which is fully post formable.
- 65 woodgrain designs, with textures varying by décor.
- Selected pattern designs feature Frosted and Truescale textures. Standard sheet size of 3050 x 1300mm (with selected décors also in 3660 x 1525mm), plus 3 door size options.
- All plain colour 3050 x 1300mm sheets are supplied with protective film.
- FSC® certified as standard.
- Products can be supplied to IMO/MED specification.
- 'Yunique' digital print service enables any customer supplied design or imagery (including photographs) to be incorporated into a high pressure laminate.
- The recently relaunched Fundamentals range offers a cost effective option with a varied décor option.



### APPLICATION

Commercial



POLYREY®



The extensive Polyrey® collection offers a broad plain colour palette, plus the Origine range of woodgrains, the Mineral collection which replicates natural raw materials due to realistic surface textures, and the Premier range of enhanced textures; all held in stock for 24-48 hour delivery.

## FEATURES & BENEFITS

- All HPL products incorporate Sanitised® antibacterial protection.
- 17 innovative textures complement decor options.
- Touch gives an anti-fingerprint, deep matte finish.
- Selected plain colours are also available in Premier texture options.
- The BRIHG hardwearing high gloss finish brings a sense of luxury. 'Monochrom' offers a core that's colour coordinated with the decorative surface to create a solid effect; available in black and white options across 6 textures.
- Supported with a full door collection
- Full digital print service available for bespoke laminate sheets.
- Durion low cost range meets tight budgets.
- FSC® / PEFC™ certification available.
- The Durion collection offers a low cost alternative for your postforming grade laminate options.

## APPLICATION

Commercial



## RESOPAL®

Resopal® offer a laminate collection high in surface texture innovation. In addition to a range of 100 plain colours, Resopal® offer innovative surface solutions with exclusive finishes such as Artists Joy and Whispering Grass.

IDS carry the full collection of 236 decors in stock, all available for 24-48 hour delivery.

### FEATURES & BENEFITS

- 88 woodgrains with authentic textures.
- The Horizon range features on-trend horizontal veneers.
- Materials collection includes urban concrete and metal reproductions.
- 19 surface textures available.
- Unique textures compliment specific décors.
- High wear, abrasion resistant high gloss.
- Door range also available.
- Performance textures range includes Traceless (anti-fingerprint), Aeon (3 times harder wearing than conventional laminates) and Crushed Stone (for a natural, rustic look).

### APPLICATION

Commercial







## FENIX NTM® & NTA®



Although technically not a laminate, FENIX from Arpa is an innovative material created for interior design applications. FENIX NTM® offers a range of plain colours and speckles, whilst FENIX NTA® is an ultra-matt, real brushed steel material. Uniquely, FENIX NTA® is the first and only metal suitable for horizontal as well as vertical applications in commercial and residential settings.

Suitable for both vertical and horizontal use, the external surface of FENIX involves the use of nanotechnology and next generation acrylic resins combined with an Electron Beam Curing Process. With low light reflectivity, its surface is extremely opaque, anti-fingerprint and features a very pleasant soft touch.

### FEATURES & BENEFITS

- FENIX NTM® is available in 19 designs including plain colours and speckles.
- FENIX NTA® offers three coloured metals with the same features and benefits as FENIX NTM®.
- Low light reflectivity, extremely matt surface.
- Thermal healing of microscratches.
- Soft touch.
- Anti-fingerprint.
- Anti-static.
- Enhanced anti-bacterial properties.
- Resistant to scratches and abrasion.
- Resistant to dry heat.
- High resistance to acid solvents and household reagents.
- Broad range of applications, including horizontal, vertical and curved surfaces.
- Available in 3 sheet sizes, colour through and Compact options.

### APPLICATION

Domestic

Commercial



## ARPA

IDS is the exclusive distributor of the Arpa for UK laminate collection. Available ex-stock, this laminate range provides the perfect solution for a range of diverse applications such as transport, retail and healthcare.

### FEATURES & BENEFITS

- 78 plain colours NCS matched.
- 59 woodgrains in complementary textures.
- Materics range reflects natural elements.
- Metallic range available.
- All UK HPL range is stocked in Postforming Grade.
- UK HPL Collection is certified Class 1 against spread of flame.
- IMO/MED certified available to order.
- IDS stock is backed up by Arpa's UK warehouse.

### APPLICATION

Commercial





ABET



Also known in the UK as 'Print', Abet offers an extensive range of grades and designs. An almost infinite combination of grades, décors and textures are available, and the 'Synergy' range provides even faster availability of selected lines.

## FEATURES & BENEFITS

- Available in standard and postforming grades.
- FSC® certified product made to order.
- Offers the largest combination of décors and finishes in the market.



## APPLICATION

Commercial







## WOODLAM

The UK's only manufacturer of 'realwood' laminates offers an extensive range of commercial and exotic veneers, combining the natural beauty of wood with the durability and low maintenance of a high pressure laminate.

### FEATURES & BENEFITS

- A range of engineered woods alongside on-trend stained grey veneers.
- Supplied with melamine overlay in optional surface finishes or unfinished, allowing staining to required effect.
- Veneers are generally supplied Crown Book Matched.
- Can also be supplied to individual specification.
- Sizes 3050 x 1250mm, 2500 x 1250mm and 2150 x 950mm door size.
- FSC® certified.

### APPLICATION

Domestic

Commercial





FORMICA®



The latest Formica® Collection comprises 52 décors, including 25 new on-trend designs. The new XLF (extra large format) additions provide wider sheet options alongside the previous 1525mm width.

Formica® also offer VIVIX external grade cladding Compact.

## FEATURES & BENEFITS

- 20 décors now available in XLF sheet format; sizes 4305 x 1835mm and 2775 x 1835mm.
- Matching laminate available for all décors.
- 'Yunique' customised digital print service for bespoke designs.
- 10mm Locker Range also available.
- FSC® certified as standard.
- Supplied with protective coating.
- LRV's available to ensure DDA compliance.

## APPLICATION

Commercial



## POLYREY®

Polyrey's® Washroom Collection offers great complementarity with a choice of 3 products (compact, laminate and MR MFC) to enable a cost effective solution for all projects.

Reysitop compact features PROTECT+™ technology to provide increased impact and wear resistance, so is ideal for both vertical and horizontal applications, for example high wear furniture.

### FEATURES & BENEFITS

- Entire Washroom Collection ex-stock for 24-48 hour delivery.
- Features Sanitized® antibacterial protection as standard.
- Selected decors available in Touch, BRI and Linimat textures.
- 52 décors in Compact and HPL, with 42 of these also in Panoprey MR MFC.
- Compact is 12.5mm thickness as standard, with 2 sheet sizes for optimisation; 3660 x 1510mm and 2600 x 2050mm.
- 10mm locker range comprises 20 effects in 3660 x 1510mm sheets.
- All products supplied with a protective coating.
- Digital print option available for personalised designs.
- FSC® and PEFC™ certification available (subject to product).
- LRVs (light reflective values) available to ensure compliance with Disability Discrimination Act.

### APPLICATION

Commercial







ARPA



Arpa's Athlon brand of washroom products features 12mm thick Compact, with matching HPL available.

Comprising 18 plain colours, 11 woodgrains and 8 Materic Expression designs, Athlon is available in two sheet sizes.

## FEATURES & BENEFITS

- Compact available in 2 sizes to maximise efficiency; 4300 x 1850mm and 2150 x 1850mm.
- Made to order.
- Matching laminate available.
- All products supplied with a protective coating.
- LRV's available to ensure DDA compliance.

## APPLICATION

Commercial





Our comprehensive range has been developed to enable customers to source all of their panel product requirements from one supplier whilst remaining confident that you are receiving goods that are from legal, ethical and sustainable sources. From raw boards, MFC, MDF, CDF, matching edging tape and more, we have access to a huge variety of materials from the industry's leading manufacturers to ensure that we can fulfil any request. With a vast choice of sheet sizes and thicknesses, cutting edge textures and in line registration, we are continuously investing in product development and innovation to provide our customers with the latest products and broadest portfolio possible, making us proud to supply our first formaldehyde free particleboard with Swiss Krono® Be.Yond.

In addition, our product offer is supported with dedicated Panel Specialist branches who can be contacted on 0845 023 0376.



DECORATIVE  
PANEL



DECORATIVE  
PANEL

## SWISS KRONO: ONE WORLD



IDS have a longstanding partnership with Swiss Krono who are renowned for their consistently high quality and innovative products.

The One World Collection boasts a huge range of MFC, complete with matching laminate and edging. 158 décors are available ex-stock on 18mm MFC for 24-48 hour delivery.

This includes the innovative CamuStyle TX collection, which features a unique texture that harnesses the aesthetics of natural limestone and open weave fabric, giving the 12 décors a fashionably relaxed look with a choice of soft whites, beiges, greys, bronze and stone-inspired designs.



## FEATURES &amp; BENEFITS

- Over 250 designs available.
- Plain colour, woodgrain, stone and concrete designs.
- Matching MFC, laminate and edging across all décors.
- Additional thicknesses and substrates available on request.
- Consistent high quality and machinability of the coreboard.
- Virgin core.
- 3mm printed HDF for drawer bases and cabinet backs also available in pallet quantities for delivery 7-10 days from order.
- FSC® certified as standard.
- PEFC™ accreditation available on request.

## APPLICATION

## Domestic

• Furniture manufacture • Joinery • Kitchen • Bedroom • Bathroom.

## Commercial

• Furniture manufacture • Joinery • Shopfitting • Hotels • Exhibitions.







DECORATIVE  
PANEL

## SWISS KRONO: CDF

A revolutionary panel solution from Swiss Krono that combines the latest manufacturing technology with high quality and sustainable materials. Ideal for use in cubicles and washrooms, and for the manufacture of lockers and furniture.

### FEATURES & BENEFITS

- FSC® certified and recyclable.
- Offers a 30% weight saving over standard Compact laminate.
- Quicker to cut and profile, offering a significant cost saving.
- Highly moisture resistant.
- FR certified as standard.
- Available in 17 décors ex-stock.
- Any other décor from the One World Collection can be produced on CDF with a minimum order quantity of 10 sheets, including synchronised textures.
- Other thicknesses are available made to order.
- Virgin core.

### APPLICATION

#### Domestic

• Furniture manufacture • Joinery • Kitchen • Bedroom • Bathroom.

#### Commercial

• Furniture manufacture • Joinery • Shopfitting • Hotels • Exhibitions  
Cubicles • Lockers • Heavy duty furniture • Student accommodation.





# BE. YOND

## SWISS KRONO: BE.YOND



With Be.Yond Swiss Krono® has developed a whole new formulation of next generation bio-based adhesives for its latest board product, manufacturing with a bio-based Ecosynthetix adhesive system that uses Durabind biopolymers. Be.Yond furniture grade particleboard is claimed to have an emission level equivalent to the trees from which it is made: just 0.01 parts per million. It enriches furniture and enhances healthy living and healthy homes. It corresponds to the strictest requirements in terms of indoor air quality, and that makes it an ideal product from which to manufacture furniture, or for interior projects, especially in sensitive areas.



### FEATURES & BENEFITS

- Available in the full Swiss Krono® One World range of décors and textures.
- Minimum 98% natural materials.
- **Same level of formaldehyde emissions as a tree.**
- FSC® or PEFC™-certified on request.
- Exceeds Carb Phase 2 standards.
- Improves your LEED point of level.
- Produced with the highest content of natural resources, incorporating EcoSynthetix DuraBind™ bio based binder systems.
- The certification meets the highest demanded quality and ecological standards for wood-based materials.
- Absolutely no compromise on quality.
- The only existing board with a Bio Adhesive system!



### APPLICATION

#### Domestic

• Furniture manufacture • Joinery • Kitchen • Bedroom • Bathroom • Offices.

#### Commercial

• Furniture manufacture • Joinery • Shopfitting • Hotels • Exhibitions • Offices.







DECORATIVE  
PANEL

## SWISS KRONO: LB07

The premium quality laminated surface finish of Swiss Krono®. MDF with a multi-layered structure in accordance with EN438, meets the highest standards in terms of wear resistance, shock and impact strength. It is particularly suitable for furniture that is subject to substantial wear and tear and frequent cleaning, like hospitals, schools and laboratories.

Combined with the highly stylish decor and surface trends of the One World Swiss Collection it offers extremely interesting design possibilities for quality hotel furniture, shop fittings and interior design.

### FEATURES & BENEFITS

- FSC® certified as standard.
- PEFC™ certification available on request.
- 40% larger sheet size than traditional laminated MDF.
- Pre-laminated at source means no additional labour cost.
- Bonded both sides at no extra charge.
- Ideal for commercial interiors.
- Other thicknesses and décors available through the One World Collection.
- Other substrates available on request, including Chipboard, Moisture Resistant Chipboard and Fire Retardant Chipboard.
- 100% virgin core.

### APPLICATION

#### Domestic

• Furniture manufacture • Joinery • Kitchen • Bedroom • Bathroom.

#### Commercial

• Furniture manufacture • Joinery • Shopfitting • Hotels • Exhibitions.







PFLEIDERER



Pfleiderer offers an interior design collection of more than 300 décors, 190 of which are in the colour match collection. In addition, the unique PrimeBoard collection offers elegant and high-quality lacquered surfaces in matt and high gloss finishes.

## FEATURES & BENEFITS

- Matching décors available across MFC, MF MDF and HPL.
- More than 300 décors across the entire interior design range.
- FSC® and PEFC™ options available.
- PrimeBoard XTreme Matt is a true eye-catcher with a velvety feel that creates an impression of depth and radiates elegance. Thanks to the Anti-Fingerprint effect, surfaces are protected against soiling and are easily cleaned.
- PrimeBoard Xtreme High Gloss provides a perfectly even and three-dimensional mirror shine that lends a modern touch to plain decors. Its impressive depth conveys an extraordinary elegance to classic wood, stone and mother-of-pearl decors.
- The innovative multi-coating technology provides excellent abrasion and scratch resistance ensuring a long lasting high-quality surface that's also easy to clean.

## APPLICATION

### Domestic

• Furniture manufacture • Joinery • Kitchen • Bedroom • Bathroom.

### Commercial

• Furniture manufacture • Joinery • Shopfitting • Hotels • Exhibitions.


 DECORATIVE  
PANEL

## FINSA SUPERPAN

Finsa SuperPan offers superior machining, finishing and cost saving benefits. Ideal for furniture manufacturing and shopfitting, the melamine faced boards comprise a chipboard centre with MDF fibres to the surface.

### FEATURES & BENEFITS

- A unique panel with integral layers of MDF fibres to the surface and a chipboard centre.
- Available ex-stock with decors including woodgrains, plain colours, gloss and fantasy designs.
- In-line registered embossed woodgrains available (Jazz).
- PEFC™ as standard.
- Meets the latest design trends and commercial bestsellers.
- Gama Duo also available on a forward order basis.

### APPLICATION

#### Domestic

- Kitchen • Bedroom • Bathroom.

#### Commercial

- Shopfitting • Door manufacture • Furniture manufacture.





## PANOPREY®



Panoprey® from Polyrey® offers melamine faced MRMFC and MDF boards in a host of designs and décors.

Moisture resistant MDF is also available, meaning that Panoprey® is suitable for a variety of horizontal and vertical applications, including washrooms.

### FEATURES & BENEFITS

- Over 150 designs available on either MFC or MDF boards.
- Moisture Resistant MFC option available.
- Available in FR grade.
- Matching Compact and HPL designs available.
- Digital print option available for personalised designs.
- PEFC™ certification available.
- Panoprey® Washroom Collection offers 32 designs onto MR MFC to provide a cost effective alternative to Compact ideal for use in washrooms.

### APPLICATION

#### Domestic

• Furniture manufacture • Joinery • Kitchen • Bedroom • Bathroom.

#### Commercial

• Furniture manufacture • Joinery • Shopfitting • Hotels • Exhibitions.





DECORATIVE  
PANEL

## KRONOSPAN CHIRK

The Kronospan melamine range offers a multitude of contemporary and traditional décors ideal for applications including furniture manufacturing, shopfitting, kitchens, bedrooms, hotels and caravans.

### FEATURES & BENEFITS

- Available in over 200 décors.
- Range spans chipboard and MDF substrates.
- A variety of size and thickness configurations.
- Over 120 laminates available to complement melamine décors and the Trends Collection.
- FSC® certification of MDF and chipboard products since 2000.

### APPLICATION

#### Domestic

• Furniture manufacture • Joinery • Kitchen • Bedroom • Bathroom.

#### Commercial

• Furniture manufacture • Joinery • Shopfitting • Hotels • Exhibitions.





## FORESCOLOR



Forecolor is a colour through, high quality wood fibre board that's produced using organic dyes and melamine resins by utilising a continuous press. It is an evolution of MDF with improved properties, and finishes and fastenings are identical to those used for wood. The range offers 9 vibrant and homogenous colours in a 2440 x 1220mm board size as standard, across various thicknesses from 5 to 19mm.

**FEATURES & BENEFITS**

- Available in 9 different colours: black, grey, light grey, brown, blue, green, red, orange, yellow.
- FSC® certified and moisture resistant as standard.
- Non-toxic.
- Tool-friendly.
- Less porous – easier to finish and better finishing quality.
- Higher superficial density, giving higher resistance when routing or engraving.
- High quality in defibration, providing a homogenous surface with less visible wood fibres.
- NAF (Non Added Formaldehyde) available on request.
- Embossed collection available on request, offering Classic Wood, Ocean and Fabric designs across all 9 colours with 9mm thickness.

**APPLICATION**

- Wall cladding • Ceilings • Interior design • Furniture (educational, office, domestic) • Doors • Design objects • Toys • Exhibition stands • Displays • Arts & crafts • Shopfitting • Signage





Our comprehensive range has been developed to enable customers to source all of their panel product requirements from one supplier.

We have access to a huge variety of materials to ensure that we can fulfil any request. For further information, please contact your nearest branch to request a copy of our Raw Panel brochure and discuss your needs.



## RAW BOARD

Hardwood  
Plywood

Softwood  
Plywood

Flame  
Retardant  
Products

- MDF
- Plywood

Door  
Blanks

Veneered  
MDF and  
plywood

Flexible Products

- MDF
- Plywood

MDF

Birch  
Plywood

Pinboards

Particle  
Board

If we haven't got it,  
we'll get it!

At IDS we're continuously investing in product development, new materials and innovation to provide our customers with the latest products and broadest portfolio possible. We'll meet your requirements whatever the request – if we haven't got it, we'll get it! So make IDS your first point of contact for all your panel needs by calling your nearest Panel Specialist branch on: 0845 023 0376





Our selection of wall and ceiling panelling is unrivalled. Bringing together the industry's leading brands to offer waterproof panels for bathrooms and wetrooms, ceiling panels that can be applied directly over Artex, decorative panels that negate the need for plasterboard, and tough, hardwearing wallcoverings for commercial and public areas; our portfolio is vast.

With a broad palette of colours and designs spanning marbles, stones, woodgrain effects, plain colours and more, we have a stunning solution for any style. Added to this is our bespoke digital print option to create a unique look in both domestic and commercial settings – anything is possible!

WALL  
PANELLING



WALL PANELLING

## SHOWERWALL

Showerwall is the ultimate waterproof panelling system, designed to deliver a smooth, watertight finish whilst also being hard-wearing, stain resistant and totally hygienic. The range caters for all trends and tastes – from luxuriously veined marbles, to earthy stones and shimmering quartz. As well as matt, tactile and uniquely synchronised texture finishes, acrylic Showerwall panels are also available. Their sleek glass-like finish is available in plain colours or digitally printed – using either a pattern from the Showerwall library, or any image or design of your choice.

### FEATURES & BENEFITS

- Stylish alternative to tiles.
- 2440mm panel height.
- Square cut panels available in 900mm or 1200mm widths.
- A solid grout-free surface eliminating hiding places for mould, dirt or germs; a hygienic and wipe-clean solution.
- Proclick technology has been engineered to create a mechanical locking system that provides seamless, almost invisible joints, negating the need for joining trims.
- Quick and easy installation – no wet trades required, providing a cost-effective solution.
- Unique Sureseal trim provides enhanced sealing performance.
- 15 year (HPL) and 10 year (acrylic) guarantees.
- FSC® certified moisture resistant MDF core (HPL only).

### APPLICATION

#### Domestic

- Bathroom.







## SHOWERWALL PROJECT



Showerwall Project is a smart waterproof wall panelling system designed to suit any project. Built to last and easy to install, this selected range of versatile decors ensures a stylish interior for any environment.

The waterproof system can be achieved using HPL or acrylic panels, with the option of Proclick joints on HPL panels for even faster installation.

### FEATURES & BENEFITS

- 10 designs in HPL range.
- 5 colours in Acrylic collection.
- 2440mm panel height.
- Innovative Proclick installation technology negates the need for joining trims (HPL panels only) for a seamless finish.
- Quick and easy installation – no wet trades required.
- Unique Sureseal trim provides enhanced sealing performance.
- Wide variety of installation accessories available.
- 10 year guarantee when fitted in accordance with Showerwall accessories and installation instructions.
- FSC® certified WBP plywood core (HPL only).

### APPLICATION

#### Domestic

- Bathroom.

#### Commercial

- Local authority • Social housing • Student accommodation
- Care homes • Schools • Campsites





WALL PANELLING

## SPLASHPANEL

Splashpanel offers large PVC waterproof wall panels in two size options and 19 beautiful décors including marble, travertine, pearlescent and crystal effects.

With elegant matt and gloss textures, Splashpanel is ideal for use in shower enclosures, bathrooms and wetrooms to create a fashionable and functional wall covering. The 10mm thick cellular PVC structure ensures hardwearing panels that are lightweight and easy to fit, giving a sophisticated look for less.

### FEATURES & BENEFITS

- 100% waterproof.
- Large panels available in 19 beautiful designs; 10mm thickness, 2400mm height, and 1000mm or 1200mm width.
- Tongue and groove profile provides quick and easy installation.
- 5 years domestic use warranty.
- Value alternative to tiling.
- Quick and easy to fit – no wet trades required.
- Non porous and mould free.
- Can be installed over existing tiling.

### APPLICATION

#### Domestic

- Bathroom.

#### Commercial

- Local authority • Social housing • Nursing homes
- Schools • Gyms • Spas • Hotels • B&Bs • Campsites.





## PROPLAS PVC



Proplas PVC wall and ceiling panelling provides a stylish and practical alternative to more traditional methods of decoration such as tiles or paint. The moisture resistant panels utilise a tongue and groove fitting system, providing a seamless finish and making installation quick and easy. Ideal for use on both walls and ceilings, Proplas can be fitted directly over existing tiles or Artex. With modern designs including sparkles, marbles and tile effects, plus tactile matt textures and light reflecting high gloss finishes, Proplas creates a functional and contemporary finish in any setting.



### FEATURES & BENEFITS

- 100% waterproof - suitable for wet areas.
- Value alternative to tiling.
- Quick and easy to fit – no wet trades required.
- No hassle - virtually maintenance free.
- Non porous and mould free.
- Hygienic and wipe clean.
- Can be installed over existing tiling.
- 5 years domestic warranty.
- Tested to BS EN 13501 - 1:2007.
- Various widths available.



### APPLICATION

#### Domestic

- Bathroom
- Utility room.

#### Commercial

- Local authority • Social housing • Nursing homes
- Schools • Gyms • Spas • Hotels • B&Bs • Campsites
- Takeaways.



WALL PANELLING

## BASIX PVC

Basix PVC waterproof panelling is suitable for use on both ceilings and walls in showers, bathrooms and wet rooms.

With 10 décors to choose from across two thicknesses, this budget range offers marbles, sparkles and wood effects across a broad colour palette.

### FEATURES & BENEFITS

- 100% waterproof.
- 10 designs across matt and gloss textures.
- Suitable for use in both wet and dry areas.
- Can be applied directly over existing tiling.
- Non-porous and mould resistant.
- Tongue and groove panels are quick and easy to fit.
- Wall Panels are available in 5mm thick x 250mm wide x 2700mm long.
- Ceiling Panels are available in 7.5mm thick x 200mm wide x 2700mm or 4000mm long.
- 4 panels per pack.
- Two year domestic use warranty.
- Installation accessories also available.

### APPLICATION

#### Domestic

- Bathroom
- Utility room.

#### Commercial

- Local authority • Social housing • Nursing homes • Schools
- Gyms • Spas • Hotels • B&Bs • Campsites • Takeaways.







## NUANCE



The Nuance range offers wall panels in a wide choice of designs and textures to help create individual interiors. With stunning decors including marbles, stones and timbers, the versatile panels can be used to create a true wetroom, panel out a shower enclosure, or go around the bath and behind the washbasin. The unique panels feature a patented core that's 100% impervious to water, require no trims or extrusions, are six times faster to install than tiles and are supported by a 15 year guarantee.

## FEATURES &amp; BENEFITS

- On trend design palette meets modern, contemporary and traditional interiors.
- Patented 100% waterproof core.
- More hygienic than tiles and grout.
- Large format panels.
- Postformed outer edges mean no extrusions and fewer visible joints.
- Eliminates need for wet trades.
- 15 year guarantee.
- Coordinating bathroom worksurfaces also available.
- BB Complete adhesive and colour co-ordinated sealant available for all decors.



## APPLICATION

## Domestic

- Bathroom • Shower Cubicles
- Wetrooms.

## Commercial

- Gyms • Spas • Hotels • B&Bs.



## UNILIN CLICWALL®

ClicWall® is a stand-out wall panelling system from Unilin, available with a choice of melamine faced décors or paint-ready layer on its MDF core. It offers significant time and cost saving benefits as the world-renowned Uniclic® installation system means that it's quick and easy to install, and as it can be fixed directly to battens it can even replace the need for plasterboard. Also available is ClicWall® Deco - a unique surface panel that is primed, ready to paint or paper. Customised interiors and designs can be created using our bespoke digital print service; patterns, photographic images or corporate themes are printed directly onto the panels using high resolution digital print for a truly unique look.

### FEATURES & BENEFITS

- Immediate seamless decorative wall system.
- Easy to install using the patented Uniclic® system.
- Cuts out time consuming, costly and messy wet trades.
- Very strong and scratch resistant.
- 10 melamine faced décors.
- Paint grade option available.
- Suitable for digital print to create a bespoke wall covering (contact us for further information).
- Environmentally friendly.
- All décors available with FR certification (excluding paint grade).
- Alternative décors available on request.

### APPLICATION

#### Domestic

- Ideal for living rooms, dining rooms, children's bedrooms and playrooms.

#### Commercial

- Schools • Universities • Care homes
- Shopping centres • Hotels • Restaurants & bars.





## ALTRO WHITEROCK™



Altro Whiterock™ wall sheets are ideal for areas where hygiene is paramount. Featuring a continuous smooth, tough and durable surface, Whiterock™ can be wiped clean in an instant to retain its hygienic and stain free appearance.

### FEATURES & BENEFITS

- Impact resistant.
- Hygienic and easy to clean.
- Unrivalled colour palette.
- Gloss and satin finishes.
- Quick to install.
- Can be thermoformed in and out of corners.
- Durable and non-porous.
- Available in sheet sizes of 2500mm / 3000mm x 1220mm x 2.5mm.
- Fully bonded and guaranteed system (20 years).
- Meets all building and food hygiene regulations.
- Class 0, when fully bonded to a non combustible surface.

### APPLICATION

#### Domestic

- Kitchen • Bathrooms • Shower Cubicles • Wetrooms.

#### Commercial

- Hotels • Restaurants • Fast food outlets • Showers • Fitness centres
- Sports clubs • Changing rooms • Swimming pools • Laboratories
- Hospitals • Schools • Universities • Agricultural • Care homes.





## ALTRO FORTIS™

Altro Fortis™ wall cladding offers seriously tough protection for walls, doors and corners.

Impact resistant, Fortis™ is also textured to ensure minimal scuff damage – keeping high traffic public areas such as corridors looking good for longer.

### FEATURES & BENEFITS

- Impact resistant wall protection.
- Textured sheet.
- Broad colour palette.
- Colour matched with Whiterock™ Satins to provide a consistent finish.
- Quick to install.
- Sheet size: 3000mm x 1220mm x 2.5mm.
- Pre-formed corners available: 1200mm x 75mm x 75mm.
- Flexitrim coil offers aesthetically improved finish.
- Guaranteed system (20 years).
- Class 0, when fully bonded to a non combustible surface.

### APPLICATION

#### Commercial

- High traffic public areas such as corridors or shared spaces
- Schools • Universities • Agricultural • Care homes
- Shopping centres • Hotels • Restaurants & bars.





FLOORING

With a vast portfolio spanning real wood, vinyl and laminate, we offer flooring suitable for any application including domestic and commercial, as well as a number of waterproof options. With a colour and texture to suit any style or specification, our on-trend products are also hardwearing and durable and supported with installation accessories and underlays. Combining premium brands with next day delivery, we can meet any requirement!

FLOORING

F L O O R I N G





## TUSCAN WOOD FLOORING

The Tuscan Flooring Collection offers a beautiful range of stunning surfaces and finishes to suit both traditional and contemporary interiors.

With a broad choice of surface textures, finishes and colours including fashionable greys, smoked oaks and herringbones, Tuscan brings style and elegance to any interior.

The Forte Collection is easy to install – even in tight spaces – thanks to its 5GC installation system with push down joints and strong, stable end joints.

### FEATURES & BENEFITS

- Colour palette spans oaks, greys, whitewashed effects, walnut, dark and light smoked oak.
- Wide plank, chevron and herringbone styles offer a unique look.
- 3 ply and multiply engineered products available.
- Suitable for stickdown or floating installation with 5GC, click and tongue & groove jointing systems.
- Textures include brushed, hand scraped, and saw marked.
- Finishes include matt lacquered and UV oiled.
- Selected products suitable for installation over electric mat and water piped underfloor heating systems.
- Up to 25 years warranty.
- FSC® certified.
- Solid wood trims available in complementary colours.

### APPLICATION

Domestic / Light commercial

- Not suitable for wet areas or rooms with high humidity.







FLOORING

**MALMO™**


The smart design of Malmo™ luxury vinyl flooring brings beauty and elegance as well as wear resistance and functionality to any space. With a colour palette that includes classic oak through to on-trend greys and travertine, this competitively priced collection offers a high performing flooring option that is suitable for a wide variety of commercial and domestic applications.

## FEATURES & BENEFITS

- Competitively priced.
- Rigid stickdown and rigid 5G clic installations.
- Vast design choice with herringbone, narrow and wide woodplank, to stone, slate and mosaic tile options.
- Underlay attached giving sound absorbency qualities
- Hardwearing and durable.
- Easy to clean and maintain.
- Suitable for domestic and light commercial applications.
- Up to 25 year residential and 10 year commercial warranties.
- Subfloor preparation and adhesive products available.



## APPLICATION

### Domestic

- Including kitchens and bathrooms.

### Commercial

- Shops • Salons • Boutiques.



FLOORING

## MALMO™ SENSES

The Malmo™ Senses Rigid Registered Embossed collection replicates the look and feel of real wood like never before. With the texture perfectly in line with the visual pattern of the woodgrain, it combines the beauty of wood with the durability and easy installation of Rigid vinyl.

### FEATURES & BENEFITS

- Available in 3 plank lengths plus stunning multi-width effect.
- Rigid 5G installation.
- Higher wear resistance surface layer.
- Underlay attached.
- Hardwearing and durable.
- Easy to clean and maintain.
- Suitable for domestic and light commercial applications.
- Up to 25 year residential and 10 year commercial warranties.
- Competitively priced.

### APPLICATION

#### Domestic

- Including kitchens and bathrooms.

#### Commercial

- Shops • Salons • Boutiques.





## FAUS



FAUS laminate floors offer a highly realistic alternative to hardwood and ceramic materials.

With stunning designs including retro tile, chevron, herringbone, all precision engineered to ensure the patterns are realistic to ceramic designs and the wood designs align to create that prestigious look. FAUS is highly durable, easy to install, and even suitable for use in bathrooms and kitchens.

### FEATURES & BENEFITS

- Modern and realistic designs including tile, woodgrain, chevron and herringbone.
- Suitable for use with underfloor heating systems.
- Quick and easy to install with large formats from 300mm - 600mm width and up to 1200mm lengths.
- Sealed edges ensure water resistance, enabling use in kitchens and bathrooms.
- Lifetime guarantee for domestic use; 5 years commercial.
- FSC® and PEFC™ certified.
- AC6 abrasion resistance.



### APPLICATION

Domestic / Light commercial

- Ideal for wet areas and areas of high humidity, including kitchens and bathrooms.





FLOORING

## AQUA-STEP®

Aqua-Step® water resistant laminate flooring offers a range of stylish woodgrain and tile effect finishes. With full plank, half plank and mini tile designs – all featuring a 4V bevel – there's a practical and elegant finish for any interior.

Aqua-Step® is also suitable for commercial applications, with R10 slip resistance on selected lines to ensure a safe surface even when wet.


### FEATURES & BENEFITS

- Water resistant.
- R10 slip resistance.
- Unilin fixing system for quick and easy installation.
- Full plank, half plank and mini tile designs.
- Plank and tile effects in 8mm thickness.
- Matching installation accessories available across all décors.
- Suitable for both domestic and commercial use.
- 20 years residential and 5 years commercial warranty.
- Recyclable.

### APPLICATION

Domestic / Light commercial

- Ideal for wet areas and areas of high humidity (not suitable for conservatories).





## KRONOSWISS GRAND SELECTION



Offering laminate flooring for sophisticated tastes, Swiss Krono Grand Selection looks and feels like a real hardwood floor.

Using the latest technology to create an authentic surface structure that's in line with the décor, the range offers wood designs across a spectrum of light to dark tones. The Pure and Origin ranges within the Kronoswiss grand selection both offer synchronised surface technology with anti-scratch properties making this collection perfect for both domestic and commercial applications.

Origin is the range that replicates engineered wood at its best, with surface texture, 14mm thickness, long and wide boards with additional assurances and durability's to install within kitchen environments with its Aqualast technology.

### FEATURES & BENEFITS

- Looks and feels like a real wood floor.
- Quick and easy to install a click installation system.
- Suitable for domestic and commercial installation.
- 12mm and 14mm thicknesses.
- Large format planks, from 1380mm to 2780mm length and 193mm to 244mm width.
- Aqualast surface protection provides an added benefit for moisture areas such as kitchens.
- AC5 scratch and impact resistant.
- Colourfast and anti-static properties.
- Easy to clean and maintain.
- Highly durable and resilient.
- 35 year residential warranty.
- FSC® certified.

### APPLICATION

Domestic / Commercial

- Not suitable for wet areas or rooms with high humidity.





## BASIX WOOD FLOORING

Offering value for money engineered and multiply wood flooring, Basix provides a range of styles suitable for any home.

With a choice of surface finishes including UV oiled and UV lacquered; tongue & groove, click or the fantastic 5G installation system; and a variety of plank sizes, thicknesses and colours.

### FEATURES & BENEFITS

- 3 ply and multiply engineered products available.
- Suitable for stickdown or floating installation.
- 5G, tongue & groove or click jointing systems.
- Chevron, narrow plank and 3 strip styles available across a variety of plank widths and lengths.
- Surface textures include brushed and flat sanded.
- Surface finishes include UV lacquered, matt UV lacquered and UV oiled.
- Broad palette of on-trend colour options including Silver, Milk Chocolate, and classic Natural Oak.
- Solid wood trims available in complementary colours.
- 10 year warranty.
- FSC® options available.

### APPLICATION

Domestic / Light commercial

- Not suitable for wet areas or rooms with high humidity.








LIVIT



LiViT rigid luxury vinyl flooring provides a selection of realistic woodgrain plank designs as well as stone, slate and marble tile designs that give the look and feel of authentic materials without the messy and time consuming installation. Both styles feature patented I4F click installation technology.

## FEATURES & BENEFITS

- Available in plank and tile designs.
- Slip resistant.
- Waterproof.
- Hardwearing and durable.
- Easy to cut.
- Warranty: 10 years domestic, 5 years commercial.
- Underlay attached.
- I4F click installation technology.



## APPLICATION

Domestic / Light commercial

- Ideal for wet areas and areas of high humidity, including kitchens, bathrooms and en-suites.





## QUICK-STEP

Quick-Step is the UK's leading brand of laminate flooring.

With a vast range of styles, décors and textures – the vast majority of the Quick-Step collection includes the hydro seal technology which give the seal of approval for installations in kitchens and bathrooms. Quick-Step is the ultimate laminate floor.

### FEATURES & BENEFITS

- Extensive décor options across wood and tile effect designs.
- Thicknesses 7mm to 12mm.
- Unilin locking system for quick and easy installation.
- Suitable for use with underfloor heating systems.
- Scratch guard finish for 10 times more scratch resistance.
- Will not discolour in light / sunlight.
- A full accessory package is available to complement this vast collection of over 150 designs.

### APPLICATION

Domestic / Light commercial







## KRONO ORIGINAL



Krono Original offers a comprehensive range of laminate flooring, with a broad selection of décors and finishes supported with an easy installation drop loc system.

In addition, Kronowall 3D wall panelling is a simple and effective way to transform the look of your walls. This heat and moisture resistant solution can be fitted in uniform, staggered or 'random' patterns, to enable you to conceal cables and install built in lighting.



### FEATURES & BENEFITS

- Extensive décor choice incorporating tile and wood options with a hand scraped effect.
- Range from 7mm to 12mm thickness.
- Click system for quick and easy installation.
- Suitable for use with underfloor heating.
- Hand scraped and gloss finishes.
- Aquastop surface protection provides an added benefit for moisture areas such as kitchens.
- FSC® certified.
- Suitable for multiple applications and budgets.
- Perfect for a stunning look that will enable you to conceal cables and install built in lighting.



### APPLICATION

Domestic / Light commercial

- Not suitable for wet areas or rooms with high humidity.





FLOORING

## LIVYN & PULSE LVT

Livyn and Pulse from Quick-Step offer click installation vinyl flooring inspired by the latest trends in architecture, fashion and design.

With a wide range of styles from vintage and reclaimed to rustic and smooth, they are also suitable for stick down installation. In addition, the Plus ranges are suitable for commercial application.

### FEATURES & BENEFITS

- Broad colour palette spanning wood and stone effects.
- Brushed and saw cut matt finishes.
- 4.5mm thickness.
- Quick and easy to install using the patented Uniclic jointing system.
- Suitable for use with water fed underfloor heating systems.
- Suitable for conservatories (subject to the use of appropriate underlay).
- Easy to clean and maintain.
- Up to 25 years warranty.
- 100% recyclable.

### APPLICATION

Domestic / Commercial

- Ideal for wet areas and areas of high humidity, including conservatories.





Our comprehensive range of worktops, breakfast bars, upstands and splashbacks is unrivalled! With solid wood, engineered quartz, solid surface veneer and laminate options from all the leading brands, a host of sizes and thicknesses – including 4.1m and 3m lengths – and the latest designs and textures, we offer an extensive choice to cover all tastes and budgets.





## OMEGA

Developed to offer the most modern designs and profiles in laminate; with contemporary & inspirational designs, including 7 new decors in 22mm square edge, 10 new decors in 38mm square edge and 7 new decors in 3mm postformed profile.

### FEATURES & BENEFITS

- Choice 50 decors.
- Choice of PP square edge and Q3 postformed profiles.
- All designs available in 4.1m & 3m lengths.
- Lifetime guarantee on all worktops.
- High quality and durable surfaces made to European standard BSEN438.
- Hygienic & antibacterial surface protection.
- 22mm square edge worksurfaces work particularly well for an up-to-date look & open plan living, giving the appearance of furniture.
- Matching upstands across all decors.
- Choose between matching and statement splashbacks, a cost effect and trend led alternative to tiles.
- Use our 'Complete' sealant across all decors, for a 3 year joint guarantee.

### APPLICATION

Domestic

- Kitchen.







## OPTIONS



The range offer unique designs, developed with consumer trends in mind, within a postformed offer. From marbles through to a wide range of wood decors, there is great choice.

### FEATURES & BENEFITS

- Choice of 40 decors across 8 textures.
- A full postformed range in Q3 profile (2 sparkle decors only in Q10).
- All available in 38mm thickness – 4.1m and 3m lengths. (28mm available in 3m only range great for contracts and lower priced projects).
- Lifetime guarantee on all worksurfaces.
- High quality and durable surfaces made to European standard BSEN438.
- Hygienic & antibacterial surface protection.
- 38mm worktops to suit a vast array of design requirements.
- Matching upstands across all decors.
- Choose between matching and statement splashbacks, a cost effect and trend led alternative to tiles.
- Use our 'Complete' sealant across all decors for a 3 year joint guarantee.

### APPLICATION

Domestic

- Kitchen.



## DUROPAL

Duropal laminate worktops offer the perfect alternative to acrylic based, granite and stone worktops at a fraction of the price.

A comprehensive selection of décors and textures combined with a choice of Quadra or Classic profile ensures a suitable worktop for any kitchen, whether modern or traditional.

### FEATURES & BENEFITS

- Available in 4.1m lengths.
- High pressure laminate surfaces are guaranteed to DIN-EN438 making them both hardwearing and easy to clean.
- Matching upstands and splashbacks across all décors.
- Brushed aluminium splashbacks also available.
- Guaranteed moisture and heat resistance to DIN-EN204.
- The profiled front edge of Duropal worktops is designed to prevent liquid spills finding their way into drawers and cupboards.
- PEFC™ chipboard material.
- All Classic and Quadra profiles come with a unique seal designed to ensure a lifetime of protection against moisture and steam.
- FIRA Gold Certified.

### APPLICATION

Domestic

- Kitchen.







## AXIOM BY FORMICA®

WORKTOPS



Axiom by Formica® offers laminate worktops in a fantastic choice of designs and textures.

Available in 4.1m and 3.6m lengths as standard, with a selected number of 3m décors to reduce waste and offer added value for money, this range combines unique looks with high quality to help create a kitchen that's both beautiful and functional.

### FEATURES & BENEFITS

- 4.1m lengths and 3.6m lengths as standard, with 3m on selected décors.
- Matching upstands available across the entire range.
- Matching breakfast bars available.
- Matching and complementary splashbacks including chalk black.
- 12 premium surface textures.
- Worktops feature a moisture resistant front and back edge seal for added protection.
- FIRA Gold Certified.
- Supported with a lifetime guarantee.

### APPLICATION

Domestic

- Kitchen.







## FORMICA® PRIMA

Formica® Prima offers beautiful worktop surfaces and complementary accessories. With a choice of worktop designs, breakfast bars, islands, splashbacks and upstands, this range allows you to create a beautiful kitchen to match any lifestyle or taste.

Featuring Formica® Truescale designs, these innovative decors allow you to go bold! With gorgeous granites, striking stones and marvellous marbles, Truescale replicates full slabs of natural materials on high quality Formica® laminate using the latest high definition printing technology.

### FEATURES & BENEFITS

- 52 worktop designs featuring 9 innovative textures.
- 3m and 4.1m worktop lengths provide maximum flexibility.
- 22, 28 and 38mm thicknesses available on selected items.
- Postformed 3mm edge profile as standard, with square-edge available on selected decors.
- Breakfast bars, island units, upstands and 12 feature splashbacks ensure a comprehensive range.
- Lifetime guarantee across all worksurfaces, with 10 year guarantee on upstands and splashbacks.

### APPLICATION

Domestic

- Kitchen.





## FORMICA® ARIA



Formica Aria compact worktops provide a real alternative to natural and engineered stone, but without the associated expense or complexity of installation and no compromise on aesthetics, finish, quality or durability.

Available in a wide range of contemporary and classic designs, the solid construction is waterproof and gives consistent colour throughout.

**FEATURES & BENEFITS**

- Classic bold designs incorporate marble veining, granite textures or engineered stone patterns in a colour palette of fifteen sophisticated neutrals.
- Each design is paired with a white, grey or black core for unassuming style.
- Durable – the solid one piece construction means it is highly impact and abrasion resistant.
- Non-porous, allowing design features such as undermounted sinks and drainer grooves and ensuring stain resistance against everyday products.
- Available in a contemporary ultra-slim 12mm thickness for a sleek, modern design effect, as well as a classic 20mm thickness that resembles engineered stone for that sophisticated look.
- Optimised worktop and island sizes allow for features including overhangs, curves, flush fitted kitchens and recessed handle rails for handle-less kitchen designs.
- Simple and low cost installation using standard tools, and can be cut on site.

**APPLICATION**

Domestic

- Kitchen.



## EVOLVE

The innovative new Evolve compact worktop range offers a 12.5mm ultra-slim design in 23 bold decors which have been matched with one of five principal, solid core colours; white, cream, light grey, dark grey and extra black. A 100% waterproof matched core colour allows perfectly contrasting drainer grooves and machine-cut edges for undermount sinks. With a double-sided decorative surface incorporating fabulous designs and textures that you have come to expect from Bushboard. Evolve surfaces also feature a sharp square-edge profile which has been designed to give an authentic, slab like appearance.

### FEATURES & BENEFITS

- Fabulous on-trend designs.
- Ultra slim 12.5mm thickness.
- Super-fast installation.
- Totally waterproof.
- Undermount sinks.
- Drainer grooves.
- Belfast and butler sinks.
- Dual-faced decorative surface.
- Lifetime guarantee.

### APPLICATION

Domestic

- Kitchen.







## DUROPAL COMPACT

WORKTOPS



Duropal Compact Worktops are made of 12mm thick solid compact laminate, offering great impact and moisture resistance for applications with high demands.

Hardwearing and easy to clean, the extensive collection comprises 12 impressive decors across 3 core colours and 3 surface textures.

### FEATURES & BENEFITS

- Designs include 3 modern uni colours, 7 tactile stone decors and 2 natural woodgrains.
- 3 core colours – grey, white and black.
- Homogeneous colour-through pigment creates a solid edge appearance.
- Worktops 4100 x 640 x 12mm, breakfast bars 4100 x 950 x 12mm.
- Matching HPL MDF back panels and HPL compact upstands available in all designs.

### APPLICATION

Domestic

- Kitchen.





## MAXTOP

Setting a new standard within the kitchen industry, Maxtop is Europe's leading manufacturer of modular quartz worktops.

Made from solid quartz, Maxtop offers all the benefits of natural stone – strength, exceptional durability and a capacity to withstand high temperatures, along with a beautiful, stylish finish.

### FEATURES & BENEFITS

- Made from solid quartz.
- Maxtop offers all the benefits of natural stone – strength, exceptional durability.
- Can withstand high temperatures.
- Unlike heavy stone worktops, Maxtop's unique honeycomb core makes it easier to handle and install.
- 100% waterproof.
- Highly resistant to scratches, marks and stains.

### APPLICATION

Domestic

- Kitchen.







## M-STONE



M-Stone takes quartz worksurfaces to a new level, combining luxurious looks, excellent performance and affordability.

Available in a perfectly formed palette of six highly popular colours, M-Stone will grace any contemporary, modern or traditional style of kitchen. It can be tailored on site to perfection, as the 20mm solid material is engineered to combine the beauty of stone with design freedom and installation ease. With no templating, waiting, or fuss, it's the future of quartz.

### FEATURES & BENEFITS

- Quartz based product at a fraction of the cost.
- Made from a blend of quartzstone particles and modified resins fused together to create a 20mm solid material.
- Available in 3050mm and 1500mm lengths x 650mm to minimise waste and cost.
- Matching upstands and splashbacks available.
- Offers scratch and scuff resistance at levels far in excess of laminate and solid surface worktops.
- 10 year guarantee.

### APPLICATION

Domestic

- Kitchen.





## MINERVA®

Minerva® provides a practical and solid pure acrylic kitchen worksurface, manufactured using state-of-the-art technology. Delivering a luxurious appearance, cool pleasing touch and robust performance day in, day out. With a 10-year guarantee against manufacturing defects, style is not compromised for quality. Imperceptible, seamless joints with full design flexibility.

### FEATURES & BENEFITS

- Factory machine faces and all edges finished by hand.
- Seamless, solid joints.
- 18 decors.
- 25mm thickness.
- Colour through.
- Delivered ready for installation.
- Easy to install – no specialist tools required.
- Drainer grooves that can be pre-cut prior to delivery.
- Undermount sinks.
- Sink and worksurface modules available with a choice of 4 sinks to choose from, either acrylic or stainless steel.
- Breakfast bars, splashbacks and upstands available.
- 10-year guarantee against manufacturing defects.
- Made to order, various sizes and thicknesses available.

### APPLICATION

Domestic

- Kitchen.





MAIA®



Maia® designer worksurfaces are both stylish and durable, representing a truly innovative solid surface alternative to the high cost and inherent drawbacks of natural stone.

With colours inspired by the very latest in kitchen designs, all Maia® worksurfaces are heat resistant, impenetrable to dust, dirt and bacteria and are very easy to clean. Available in a variety of modular options, there is no limit to the flexibility of Maia®'s comprehensive worksurface range.

## FEATURES & BENEFITS

- A silky smooth finish and seamless joints.
- 15 décors to suit every taste.
- 28mm, 42mm and 54mm thicknesses available.
- A 10-year manufacturer's warranty.
- Heat resistant.
- A variety of modular options.
- Easy to clean and maintain.
- 3mm engineered pure acrylic bonded to MDF core.
- Maia® easy to fit system makes installation simple using standard wood working equipment.
- Splashbacks and upstands available.
- Undermount sinks and drainer grooves.
- Sink and worksurface modules available with a choice of 4 sinks to choose from, either acrylic or stainless steel.
- Made to order.

## APPLICATION

- Domestic
- Kitchen.



## TUSCAN SOLID WOOD

Crafted from the finest quality hardwoods, Tuscan Solid Wood Worksurfaces combine the timeless elegance of timber with the durability of a high performance worktop.

From the luxurious exotic tones of Walnut or Iroko to the modern classics of Oak and Country Beech, Tuscan Worksurfaces provide a beautiful solution for both classic and contemporary interiors. In addition, pre-oiled Oak worktops in clear or stained options provide a practical solution that minimises installation time and offers a chic colour palette and an engineered Walnut option to achieve the same look for less.

### FEATURES & BENEFITS

- Wide variety of species including Oak, Walnut, Iroko and Beech.
- Broad selection of sizes and lengths including 3m and 4m.
- 60mm Oak worktop also available.
- 50mm end grain butcher block is ideal for use on an island unit or as a slab end.
- Pre-oiled worksurfaces in Clear, Chalked, Fossil and Espresso Oak.
- Matching upstands available for all species and colours.
- Offers species with both FSC® and PEFC™ certification.
- Complete installation kits available.
- Engineered option available with a solid 3mm Walnut hardwood layer covering a chipboard core.

### APPLICATION

Domestic

- Kitchen.







## BASIX SOLID WOOD



Basix Solid Wood Worktops offer a range of quality oak worktops full of character, manufactured to the highest standard but at a fraction of the price. Available in 3m and 4m lengths to aid cost efficiency, the Basix range also offers a 2.4m breakfast bar and a 26mm slimline worktop to meet the trends and requirements of both classic and contemporary kitchens.

### FEATURES & BENEFITS

- Natural variations in colour and grain.
- Contains small natural knots.
- Selection of 3m and 4m lengths.
- 2.4m breakfast bar.
- 40mm staves.
- Slimline 26mm worktop option.
- Manufactured from responsibly sourced timber.
- Complete installation kit available.

### APPLICATION

Domestic

- Kitchen.





## OASIS

Manufactured in the UK, Oasis laminate worktops offer great value for money without compromising on style. The range offers classic bestselling designs, from rustic woodgrains to chic polished concrete – all combined with sophisticated complementary textures. With a choice of 38mm and 28mm thick worktops featuring a 6mm radius, selected decors are also available in a 38mm ABS square edge option which is perfect for contemporary kitchens.

### FEATURES & BENEFITS

- Comprehensive collection of 24 bestselling designs.
- 10 tough yet beautiful textured finishes.
- 38mm and 28mm thicknesses available.
- 6mm radius or ABS straight edge profiles.
- 3m worktop length provides a highly cost effective solution.
- Coordinating 3m breakfast bars and matching upstands available in all décors.
- Sealed front edge to prevent the penetration of moisture and steam.
- Sealed back edge.
- FIRA Gold Award for technical excellence.
- Manufactured using FSC® certified wood products.

### APPLICATION

Domestic

- Kitchen.





## FENIX NTM® WORKSURFACES

WORKTOPS



Worksurfaces made from Fenix NTM® combine high fashion and high performance to create the next generation of worksurfaces.

The slimline square-edged worktops offer a crisp, sharp style that's ideal for contemporary kitchens. With a smooth ultramatt texture, low light reflectivity and unrivalled depth of colour, worksurfaces made from Fenix NTM® combine elegant aesthetics with state-of-the-art technological performance. Superficial microscratches can be thermally healed by simply rubbing the area with a sponge or applying heat (such as an iron on a low setting over a wet piece of kitchen towel).



### FEATURES & BENEFITS

- Thermal healing of microscratches.
- Ultramatt, with low light reflectivity.
- Anti-fingerprint.
- Anti-static.
- Antibacterial, hygienic and easy to clean.
- Spanning 3 ultramatt décors, complemented with upstands and splashbacks.
- Worksurfaces available in 3 and 4 metre lengths, breakfast bars (2400 x 900mm) and island units (2400 x 1232mm).
- Manufacturers lifetime guarantee.



### APPLICATION

Domestic/Commercial

- Kitchen.





## VISTA

The Vista collection of kitchen splashbacks from Bushboard make a great style statement behind a sink or hob area and offer a real alternative to traditional tiles.

The choices in the Vista collection are all hardwearing and practical and come in 20 fantastic designs, showcasing the best of current and upcoming trends including bold, bright colours and geometric shapes.

### FEATURES & BENEFITS

- Lifetime guarantee.
- 20 fabulous designs.
- Two materials – MDF and acrylic.
- The MDF is dual-faced offering multiple design choices.
- Co-ordinating BB Complete for all decors.
- Gives a sleek and streamlined look.
- Easy to fit and maintain.

### APPLICATION

Domestic

- Kitchen.





Our stylish portfolio of sinks and taps perfectly complements our comprehensive worktop range, providing a complete solution for any kitchen.

The Tuscan Sink and Tap Collection offers a variety of sink styles across different materials including stainless steel, granite and ceramic. With a selection of taps to mix and match with, including Bollente for steaming hot water in an instant, the range caters to all tastes and budgets. Basix Sink & Tap Packs offer great value for money.

S I N K S & T A P S





## TUSCAN BOLLENTE TAPS

Tuscan Bollente instant hot taps combine high performance, style and innovation with the convenience of instant steaming hot water.

Bollente 3 in 1 taps offer a sleek U-spout design, and are available in a choice of 5 stylish finishes. An invisible appliance that frees up precious worksurface space, the 3 in 1 delivers steaming, hot and cold water from the same spout. Also available is Bollente Direct; a single dispense tap delivering steaming hot water only. The perfect option for use alongside a regular tap, its classic chrome finish and stylish J-spout ensure it suits any kitchen.

### FEATURES & BENEFITS

- Suitable for use with any worktop, including laminate.
- Tap, tank and filter all included in one box.
- Non-pressurised system, meaning no spitting and spluttering.
- An inbuilt safety mechanism ensures boiling water is not accidentally dispensed.
- Suitable for DIY installation, or professional installation available on request.
- 2 year guarantee covers parts and labour, subject to a filter change every 6 months.
- WRAS approved.

### APPLICATION

- Domestic
- Kitchen.







## TUSCAN SINK AND TAP COLLECTION



The Tuscan collection offers an extensive choice of stunning sinks and taps. Elegant yet hardwearing, our range allows you to make your own style statement with classic and contemporary designs across a choice of materials. High on looks yet low on maintenance, Tuscan sinks and taps withstand daily wear and tear, are easy to clean, and provide a hygienic and durable surface whilst retaining their stylish appearance.

### FEATURES & BENEFITS

- Suitable for installation with laminate, solid surface, solid wood, granite and quartz worksurfaces.
- 0.5, 1.0, 1.5 and small, medium and large bowl options.
- Stainless steel sinks offer long lasting corrosion resistance and a 10 year guarantee.
- Granite sinks are available across 6 colours, with a 10 year guarantee.
- Ceramic sinks feature a hardwearing, non porous and easy to clean surface – supported with a 10 year guarantee.
- Waste included with all sinks.
- The selection of contemporary and classic tap designs meet all tastes and price points.

### APPLICATION

Domestic / Commercial

- Kitchen.



## BASIX SINK & TAP PACKS

Basix Sink & Tap Packs offer fantastic value for money. Easy to install, these inset sinks work well with any worktop to provide a no nonsense solution that's at home in any setting. The compact 1.0 bowl option is perfect for smaller kitchens where space is at a premium, with standard 1.0 and 1.5 bowl options also available. All packs include a chrome single lever tap.

### FEATURES & BENEFITS

- Compact 1.0 bowl, standard 1.0 bowl and 1.5 bowl options.
- Sinks feature a satin polish finish.
- Waste kits and pipework included.
- 5 year manufacturer's guarantee.

### APPLICATION

Domestic / Commercial

- Kitchen.





SOLID SURFACE

Our premium quality solid surface materials offer a large variety of decors, sheet sizes and thicknesses, providing a beautiful solution for both domestic and commercial interiors. Acrylic solid surface material can be cut, shaped, moulded and thermoformed to create truly stunning design-led looks to suit any concept or project.

SOLID SURFACE

S O L I D  
S U R F A C E





## DURASEIN®

Durasein® premium acrylic solid surface offers a range of 39 designs and colours selected specifically for the UK and Ireland. The palette spans plain and particle-based whites, accent colours, concretes and several on-trend marble and stone effects – all available ex-stock in sheet size of 3660mm x 760mm x 12mm. A further four sheet sizes and five thicknesses, as well as a colour matching service, are available on an MOQ basis.

In addition, a sleek and stylish collection of sinks and bowls offers a comprehensive choice of designs, all manufactured in-house so you can be sure of colour consistency and high quality.

### FEATURES & BENEFITS

- 39 designs.
- Seamless joints.
- Non-porous and 100% waterproof.
- Hygienic and easy to clean and maintain.
- Durasein® meets NSF51 standards, so is certified for use in food preparation areas.
- Highly durable with a high resistance to everyday cleaning products and stains.
- Repairable.
- Thermoformable.
- Fire-resistant: tested to EN13501-b, comparable to UK BS476 Class 0.

### APPLICATION

#### Commercial

- Shopfitting • Reception desks • Till points • Merchandise displays
- Food serveries & preparation areas • Bar counters • Dental & medical practices
- Laboratories • Check-in desks • Office workstations

#### Residential

- Kitchen worksurfaces • Bathroom vanities • Sinks and bowls • Splashbacks • Upstands • Wall cladding • Feature walls
- Windowsills • Cupboard doors • Furniture • Table tops





## ELEMENTS3



Elements3 is a 3mm mineral-based solid surface that offers the same aesthetics as thicker sheets whilst providing significant cost savings. With a 10 year warranty, you can be assured of a high performance product suitable for a range of applications and environments, including retail and commercial environments.

### FEATURES & BENEFITS

- 15 popular decors
- Flexibility of sheet sizes (3660 x 760mm, 4100 x 1250mm, 4100 x 615mm)
- Colour matching capability
- Small minimum order quantities
- Competitively priced
- Thermoformable
- Suitable for horizontal and vertical applications
- 10 year guarantee

### APPLICATION

#### Domestic

- Vanity units • Kitchen worktops.

#### Commercial

- Shopfitting • Washrooms • Wall cladding • Hotels • Hospitality • Healthcare • Schools • Offices • Transport • Exhibition manufacturers • Caravan/boat • builders • Joiners • Reception desks • Bar & restaurant tables & counters.

UNRIVALLED  
PRODUCT  
CHOICE

LAMINATE & COMPACT



DECORATIVE PANEL



WALL PANELLING



FLOORING



WORKTOPS



SINKS & TAPS



SOLID SURFACE



THE NO.1  
CHOICE  
FOR EVERY  
KIND OF  
SURFACE





## BRANCH CONTACT DETAILS

### Cardiff^

The Makeover Centre, Unit 2,  
Treforest Trade Park, Main Avenue,  
Pontypridd CF37 5UR.

**T** 01443 842911  
**F** 01443 842914  
**E** cardiffsales@themakeovercentre.com

### Chatham^

The Makeover Centre, 6 Lordswood  
Industrial Estate, Revenge Rd,  
Chatham ME5 8UD.

**T** 01634 666613  
**F** 01634 666593  
**E** chathamsales@themakeovercentre.com

### Cheadle^

The Makeover Centre, Unit E1,  
Countess Avenue, Stanley Green  
Business Park, Handforth,  
Cheadle SK8 6QS.

**T** 0161 4853571  
**F** 0161 4869407  
**E** cheadlesales@themakeovercentre.com

### Croydon^

The Makeover Centre, Unit 2, Coomber Way  
Industrial Estate, Coomber Way,  
Croydon CR0 4TQ.

**T** 0203 9671098  
**F** 0208 6655329  
**E** croydonsales@themakeovercentre.com

### Enfield^

The Makeover Centre, Unit 9 Trafalgar  
Industrial Estate, Jeffreys Road, Enfield,  
London EN3 7TY.

**T** 0203 985 9324  
**F** 0208 443 5580  
**E** enfieldsales@themakeovercentre.com

### Ely\*

The Potter Group, Queen Adelaide, Ely,  
Cambridgeshire CB7 4UB.

**T** 01353 645110  
**F** 01353 645112  
**E** elysales@idsurfaces.co.uk

PANEL  
SPECIALIST

### Exeter

3a Budlake Road,  
Marsh Barton Trading Estate,  
Exeter EX2 8PY

**T** 01392 824452  
**F** 01392 824469  
**E** exetersales@idsurfaces.co.uk

### Gateshead

Dukesway, Team Valley  
Trading Estate,  
Gateshead NE11 0PZ

**T** 0191 4917000  
**F** 0191 4917007  
**E** gatesheadsales@idsurfaces.co.uk

### Leeds

West End Approach,  
Off Bruntcliffe Road, Morley,  
Leeds LS27 0NB

**T** 0113 2203900  
**F** 0113 2203901  
**E** leeds.sales@idsurfaces.co.uk

### Norwich

Units 3-5, Arms Park Road,  
Union Park,  
Norwich NR6 6NE

**T** 01603 402133  
**F** 01603 402024  
**E** norwichsales@idsurfaces.co.uk

### Nuneaton

St David's Way,  
Bermuda Park, Nuneaton,  
Warwickshire, CV10 7SD

**T** 02476 325031  
**F** 02476 326806  
**E** wmsesales@idsurfaces.co.uk

### Rosyth

Caledonia Heights,  
Admiralty Park, Rosyth,  
Fife KY11 2WW

**T** 01383 421120  
**F** 01383 421133  
**E** rosythsales@idsurfaces.co.uk

### Southampton

Unit 12, Southampton Trade Park,  
Third Avenue, Millbrook,  
Southampton SO15 0AD

**T** 02380 698950  
**F** 02380 698951  
**E** southamptonsales@idsurfaces.co.uk

### Stoke

Parkhouse Interchange,  
Parkhouse Industrial Estate,  
Newcastle-Under-Lyme ST5 7FB

**T** 01782 567222  
**F** 01782 567223  
**E** stokesales@idsurfaces.co.uk

### Swindon

Unit 9, Euroway, Blagrove,  
Swindon, SN5 8YW

**T** 01793 513181  
**F** 01793 513995  
**E** swindonsales@idsurfaces.co.uk

### Thurrock^

The Makeover Centre  
Unit B, Logistics City, Motherwell Way,  
Thurrock, RM20 3LB

**T** 01708 252366  
**F** 01708 865721  
**E** thurrocksales@themakeovercentre.com

### Warrington\*

Sedgefield House,  
Trident Business Park, Birchwood,  
Warrington WA3 6BX

**T** 01925 852200  
**F** 01925 852999  
**E** warringtonsales@idsurfaces.co.uk

PANEL  
SPECIALIST

### Woodford^

The Makeover Centre, Forest House, Unit 18,  
Woodford Trading Estate, Southend Road,  
Woodford Green IG8 8HF

**T** 0208 5508899  
**F** 0208 5503918  
**E** woodfordsales@themakeovercentre.com

\* Office only. No showroom

^ Makeover Centre at this site

**Tel: 0800 121 6447 | Email: solutions@idsurfaces.co.uk | www.idsurfaces.co.uk**

**Big on surfaces.  
Big on service.  
It's got to be IDS.**



Unrivalled  
product choice



Outstanding  
customer service



Nationwide  
delivery within  
24-48 hours.



**Tel: 0800 121 6447**

**Email: [solutions@idsurfaces.co.uk](mailto:solutions@idsurfaces.co.uk)**

**[www.idsurfaces.co.uk](http://www.idsurfaces.co.uk)**



International  
Decorative Surfaces

**Tel: 0800 121 6447**

**Email: [solutions@idsurfaces.co.uk](mailto:solutions@idsurfaces.co.uk)**

**[www.idsurfaces.co.uk](http://www.idsurfaces.co.uk)**

V1\_IDSSG/02/20